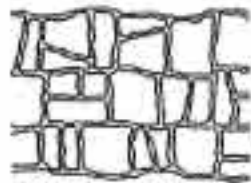


# Addcrete

The Coloured Concrete Specialist.

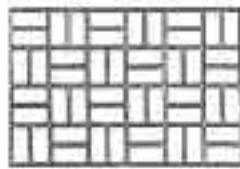


## Stencils



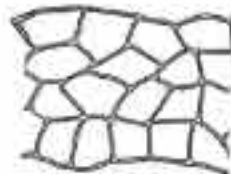
**CONVICT ROCK**

Average Size 237 x 240mm




**BASKETWEAVE**

Average Size 200 x 93mm



**BUSHROCK**

Average Size 230 x 225mm




**HERRINGBONE**

Brick Size 195 x 90mm




**COBBLE EDGING**

Average Size 200 x 125mm



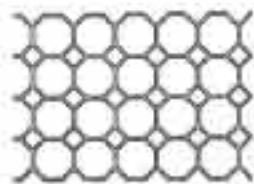
**QUARRY TILE**

Tile Size 200 x 200mm



**400mm PAVER**

Paver Size 400 x 215mm



**SYDNEY TILE**

Tile Size 200 x 200mm




**MUDGEE STONE  
HEADER**




**BRICK EDGING**

Brick Size 200 x 100mm




**COBBLE BRICK**

Average Brick Size 230 x 140mm



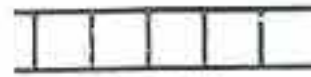
**250mm PAVER**

Paver Size 265 x 145mm



**COBBLESTONE**

Average Size 197 X 140mm




**TILE EDGING**



**BUSHROCK HEADER**

Average Size 160 x 167mm




**OFFSET TILE**

Tile Size 200 x 200mm



**SYDNEY STONE**

Average Size 197 X 140mm



**RUNNING BOND**

Brick Size 195 x 100mm




**STRETCH HEADER**



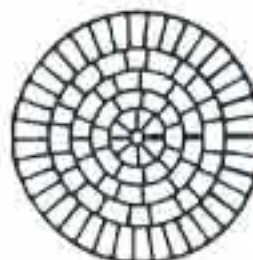
**COMPASS CIRCLE**

1.6m



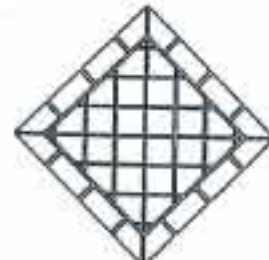
**BRICK CIRCLE**

0.9, 1.6, 2.0m



**COBBLE ROSETTE**

0.9, 1.6, 2.2m



**DIAMOND**

Diagonal 1.25m